


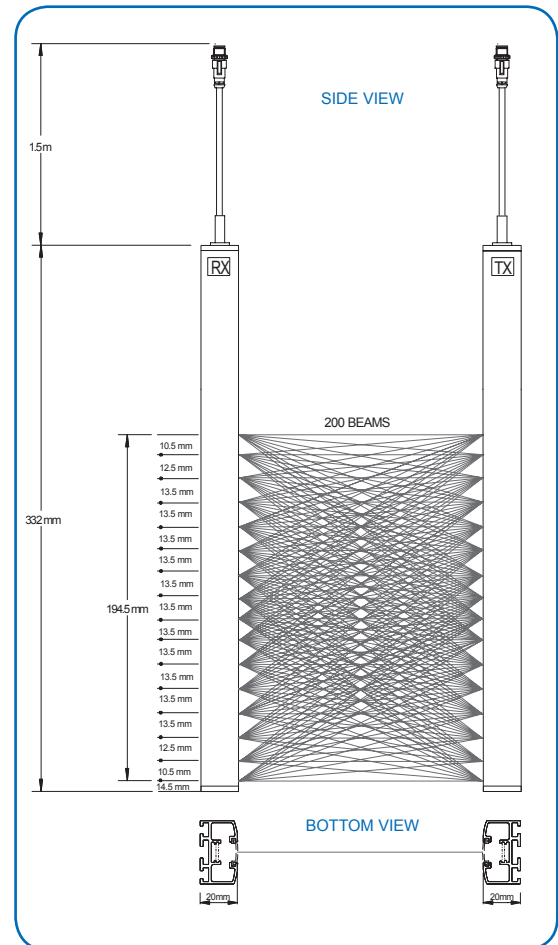
## Light grid LGTR 200...



- Range 0,2 to 7,5 m
- 200 Infrared light beams
- Integrated electronics
- Not sensitive to misalignment
- Sensitivity adjustable
- Short response time
- High level of ambient light immunity
- LED diagnostics
- Quick connection M12x1
- Compact design 34x20x332 mm
- Height-adjustable by T-groove

### Description

Dietz Light grid systems (types LGTR 200...) consist of one transmitter and one receiver in robust profiles of only 34 x 20 mm. The complete electronics are integrated. The length of the connecting cables is 1.5 m followed by a standard plug M12x1. 200 active beams (184 x crossed, 16 x parallel) form a light curtain with an active height of 194,5 mm and a range up to 7.5 meters. By the configuration of the beams the resolution is primarily determined by the width, less by the height of the objects to be detected (e.g. a thin sheet of paper). When already one single beam is obstructed, the output will be activated. This is signaled by an LED. A high level of ambient light immunity is achieved by a clocked electronic circuit. A connection between transmitter and receiver is not necessary, due to an automatic synchronisation of the opto edges.



### Technical Data (at +20°C, 24 VDC)

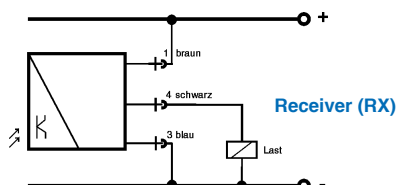
Supply voltage	10...30 VDC
Power consumption	approx. 1,5 W
Emitted light	Infrared
Grid distance	12 mm average
Output	PNP
Output current	100 mA
Short circuit protection	yes
Current consumption	80 mA
Response time	25 ms
Sensitivity	adjustable (Potentiometer)

Ambient light immunity	40 klux
Ambient temperature	-10 °C...50 °C
Enclosure rating	IP 51
LED diagnostics	Indication of output state (Receiver/RX) Indication of power supply (Emitter/TX)
Housing material	Aluminum, anodized
Connection	1,5 m cable with male connector M12x1
Mounting	Sliding T-Bolt (see image)

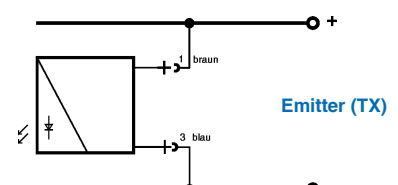
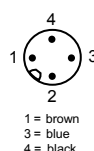
Range	0,2 m to 7,5 m
Active zone	194,5 mm
No. of emitter LEDs	16
Light beams	200 (184 x crossed, 16 x parallel)
Resolution	min. object size Ø 6 mm

<b>Types</b>	
<b>PNP, NO (dark switching)</b>	<b>LGTR 200 PSK-ST4</b>
<b>PNP, NC (light switching)</b>	<b>LGTR 200 POK-ST4</b>
(Supply incl. mounting kit )	

### Connection diagrams

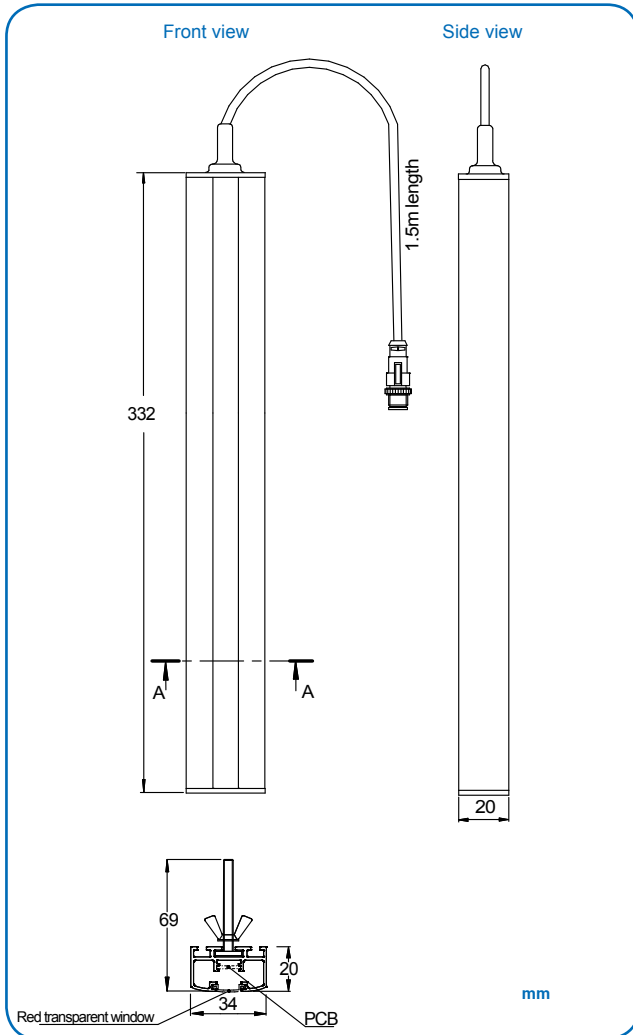


#### Pin configuration

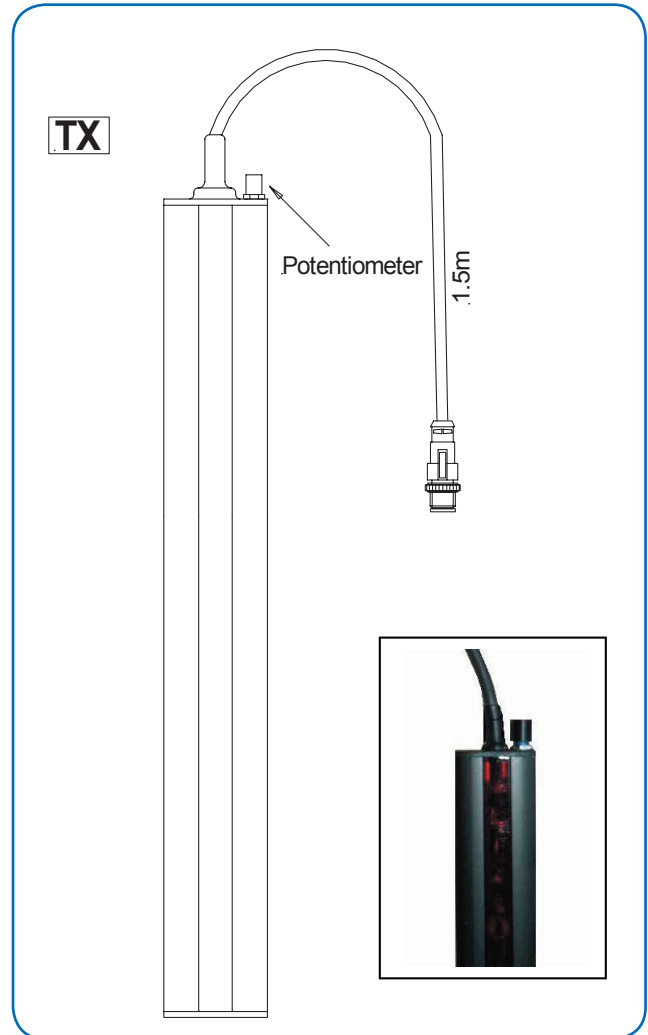


Light grid LGTR 200...

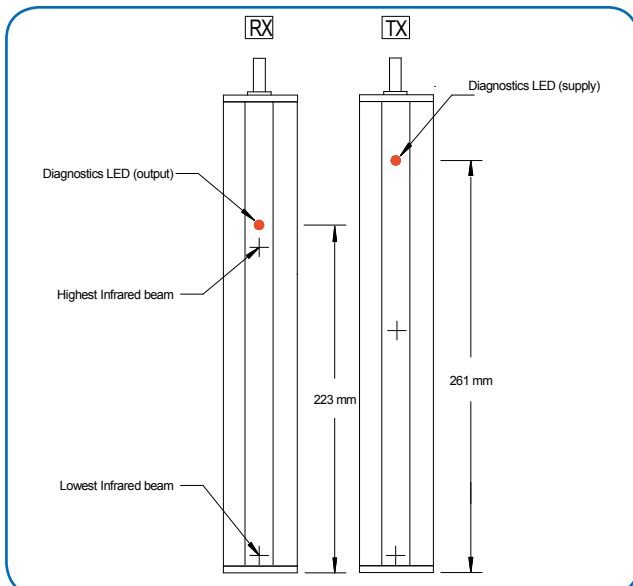
Dimensions



Sensitivity adjustment



LED Diagnostics



**Safety instruction:**  
Only properly qualified personnel is authorized to install these devices and connect them to the power supply. Applications where personal safety depends on the function of the devices are not authorized by the manufacturer !