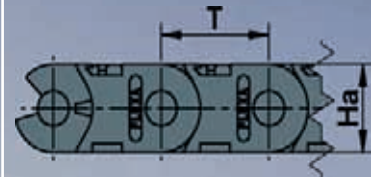




Technische Daten		Technical data	
Innenhöhe	Hi	Inner height	80 mm
Außenhöhe	Ha	Outer height	108 mm
Kettenglieder montiert/m		Chain links assembled/mtr.	8
Teilung	T	Pitch	125 mm
Kettenlänge		Guide chain length	appr. ca. L/2 + BL
Bauhöhe	H	Total height	appr. ca. 2 x R + Ha
Freitragende Länge		Free carrying length	max. 6600 mm
Verfahrweg Standard	L	Travel standard	max. 75 m
Verfahrweg in Rinne		Travel in channel	max. 120 m
Zusatzgewicht		Load	max. 80 kg/m
Geschwindigkeit		Speed	max. 10 m/sec ²
Beschleunigung		Acceleration	max. 15 m/sec ²
Zugbelastbarkeit		Tensile strength	max. 4300 N
Trennstegdicke		Separator thickness	4 mm



FLEXA No.	Artikel article							
schwarz black		Bi mm	R mm	Ba mm	BL mm	St./pcs. max.	kg/m	m*
6096.100.015	PH12-100A-15F	100	150	142	600	5	4,880	1
6096.100.020	PH12-100A-20F	100	200	142	800	5	4,880	1
6096.100.025	PH12-100A-25F	100	250	142	1000	5	4,880	1
6096.100.030	PH12-100A-30F	100	300	142	1200	5	4,880	1
6096.100.050	PH12-100A-50F	100	500	142	2000	5	4,880	1
6096.150.015	PH12-150A-15F	150	150	192	600	8	5,110	1
6096.150.020	PH12-150A-20F	150	200	192	800	8	5,110	1
6096.150.025	PH12-150A-25F	150	250	192	1000	8	5,110	1
6096.150.030	PH12-150A-30F	150	300	192	1200	8	5,110	1
6096.150.050	PH12-150A-50F	150	500	192	2000	8	5,110	1
6096.200.015	PH12-200A-15F	200	150	242	600	11	5,330	1
6096.200.020	PH12-200A-20F	200	200	242	800	11	5,330	1
6096.200.025	PH12-200A-25F	200	250	242	1000	11	5,330	1
6096.200.030	PH12-200A-30F	200	300	242	1200	11	5,330	1
6096.200.050	PH12-200A-50F	200	500	242	2000	11	5,330	1
6096.250.015	PH12-250A-15F	250	150	292	600	13	5,560	1
6096.250.020	PH12-250A-20F	250	200	292	800	13	5,560	1
6096.250.025	PH12-250A-25F	250	250	292	1000	13	5,560	1
6096.250.030	PH12-250A-30F	250	300	292	1200	13	5,560	1
6096.250.050	PH12-250A-50F	250	500	292	2000	13	5,560	1
6096.300.015	PH12-300A-15F	300	150	342	600	16	5,780	1
6096.300.020	PH12-300A-20F	300	200	342	800	16	5,780	1
6096.300.025	PH12-300A-25F	300	250	342	1000	16	5,780	1
6096.300.030	PH12-300A-30F	300	300	342	1200	16	5,780	1
6096.300.050	PH12-300A-50F	300	500	342	2000	16	5,780	1
6096.350.015	PH12-350A-15F	350	150	392	600	19	6,000	1
6096.350.020	PH12-350A-20F	350	200	392	800	19	6,000	1
6096.350.025	PH12-350A-25F	350	250	392	1000	19	6,000	1
6096.350.030	PH12-350A-30F	350	300	392	1200	19	6,000	1
6096.350.050	PH12-350A-50F	350	500	392	2000	19	6,000	1

- Bi Innenbreite Inner width
- Ba Außenbreite Outer width
- BL Bogenlänge Bow length
- H Bauhöhe Total height
- Ha Außenhöhe Outer height
- Hi Innenhöhe Inner height
- L Verfahrweg Travel length
- O Öffnungsbreite Opening
- R Radius Radius
- T Teilung Pitch
- TS Trennstege Separators

